

VARIOFACE Modules for Ribbon Cable Plug Connectors FLKM 10 ... 64

1. Short Description

VARIOFACE modules act as standard interfaces for the switch cabinet to connect the multiposition computer I/O modules to ribbon cable connections acc. to IEC 603-1/ DIN 41 651 via standard field cables up to 2.5 mm². VARIOFACE modules are therefore an indispensable wiring interface for modern machine and plant equipment. The modules have a universal foot and are simply snapped onto the EN mounting rails as a compact terminal strip.

The VARIOFACE modules for ribbon are available in two designs:

1. the compact FLK modules with 10 to 26-position pin strips and an additional test connection per signal line.
2. the variable FLKM modules with 10 to 64-position pin strips and the possibility of integrating electronic components such as light indicators for the signal lines in addition to the cable interface (cross section matching).

Three versions are available:

- the standard FLKM modules are wiring interfaces with 10 to 64-position pin strips,
- the very narrow FLKMS modules with 10 to 64-position pin strips and 3-level screw connection terminal blocks for conductor cross sections up to 2.5 mm²,
- the FLKM.../LA modules with 10 to 64-position pin strips and an additional LED per signal path which indicates the signal status.

In order to secure the various ribbon cable plugs with and without strain relief on the VARIOFACE module against being accidentally released, one pair of high and one pair of low engagement catches are also supplied.

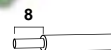



Fig. 1

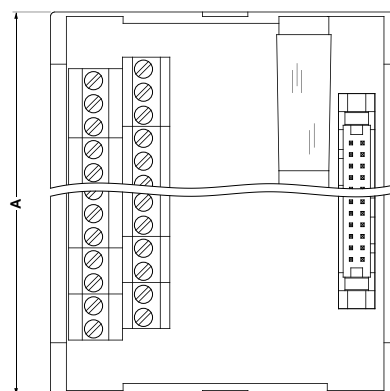
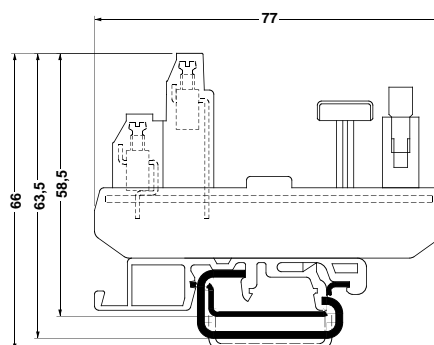

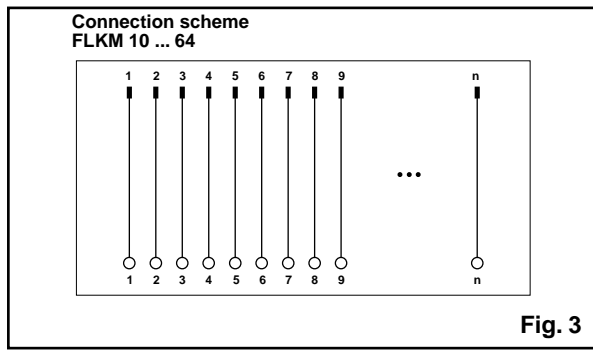


Fig. 2





FLKM 10...64
10- to 64-position

2. Technical data

	(IEC) [mm ²]	rigid solid	flexible stranded	AWG	I [A]	U [V AC/DC]
Connection data		0.2-4	0.2-2.5	24-12	1	60
UL				30-12	1	125
CSA (for FLKM 40)				28-12	1	125

2.1. Description

	No. of pos.	Module width A [mm]
VARIOFACE module , for mounting on  or  , with pin strip as well as short and long engagement catches for socket strips	10	34.0
	14	45.0
	16	45.0
	20	57.0
	26	79.0
	34	90.0
	40	113.0
	50	135.0
	60	158.0
	64	169.0



Type	Order No.	Pcs. Pkt.
FLKM 10	22 81 01 8	10
FLKM 14	22 81 02 1	10
FLKM 16	22 81 03 4	10
FLKM 20	22 81 04 7	10
FLKM 26	22 81 05 0	5
FLKM 34	22 81 06 3	5
FLKM 40	22 81 07 6	5
FLKM 50	22 81 08 9	5
FLKM 60	22 81 09 2	5
FLKM 64	22 81 10 2	5

2.2. General data

Max. perm. operating voltage (between two contacts)	60 V AC/DC
Max. perm. current per path	1 A
Perm. ambient temperature	-20 °C to +50 °C
Test voltage (contact/contact)	0.5 kV (60 s) 50 Hz
Installation position	any
Type of housing	Polyamide PA non-reinforced (green)

2.3. Standards/regulations

Air and creepage distances for FLKM 10... , 16... , 26... , 34... , 40... , 50... , 64...	IEC 60664 (1980)/IEC 60664A (1981) DIN VDE 0110 (01.89) contamination class 2 surge voltage category II DIN VDE 0109, part 11 (12.87) draft
for FLKM 14... , 20... , 60...	DIN VDE 0110/Gr. B 60 V AC DIN VDE 0160

http://www.phoenixcontact.com

TNR: 5087688-00

30.12.04

© PHOENIX CONTACT